



## Student Guide: How to Use Safe Exam Browser (SEB)

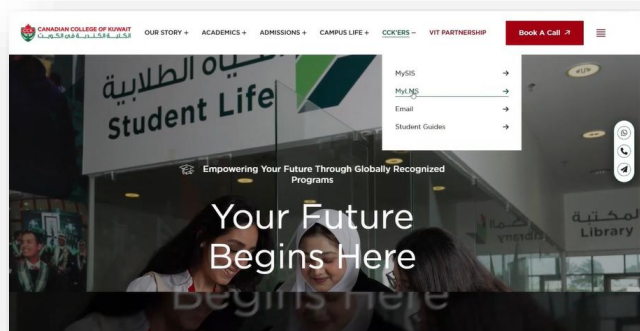
Please follow up all instructions step by step on how to install the Safe Exam Browser (SEB) on your device to prepare for online quizzes and exams in the future.

Before starting, you need to know your operating system (**Windows or Mac**), then choose the correct version from the instructions below.

Please follow all steps carefully, or refer back to the video for a detailed explanation of the SEB installation process.

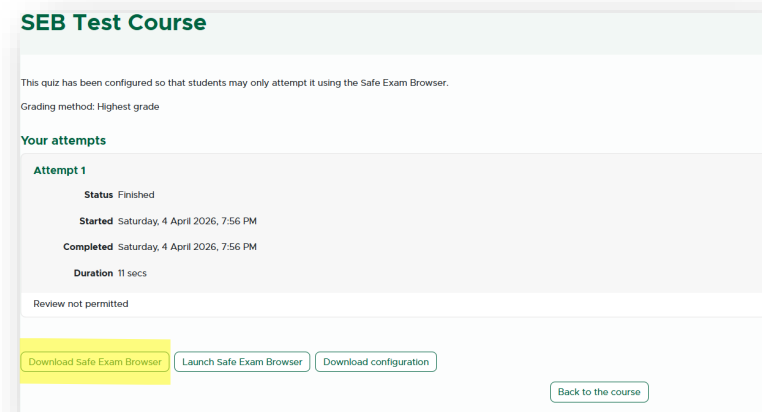
### Step 1 - Open the CCK Website

- Goto the website ([www.cck.edu.kw](http://www.cck.edu.kw))
- From Menu CCK'ERS → Student Guides → SEB

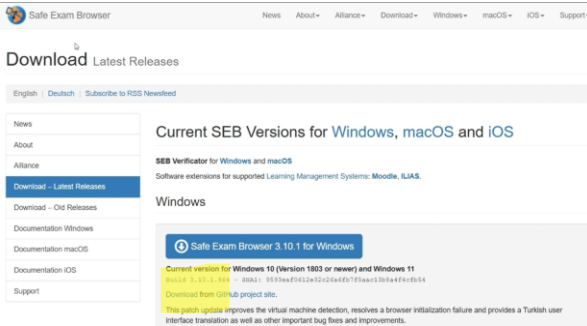


### Step 2. Install SEB

- Click on the first button (**Download Safe Exam Browser**) to download the application to your device. Once you click it, a new screen will appear, allowing you to select the appropriate version that matches your operating system.



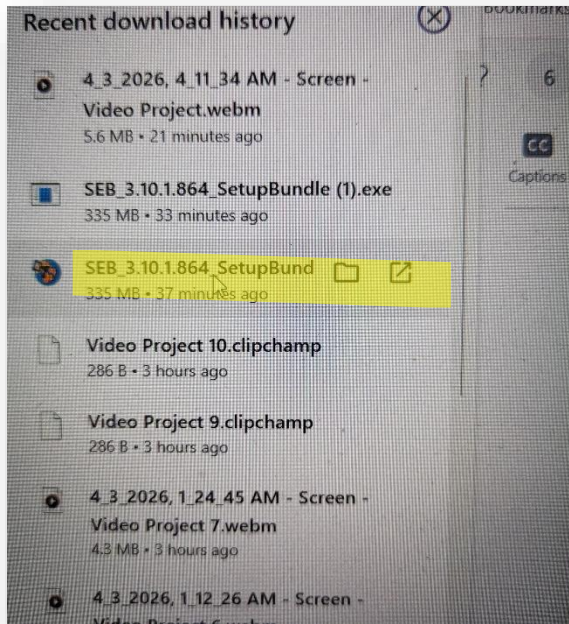
**Step 3.** Then the following screen will appear to choose a proper download file for installation.



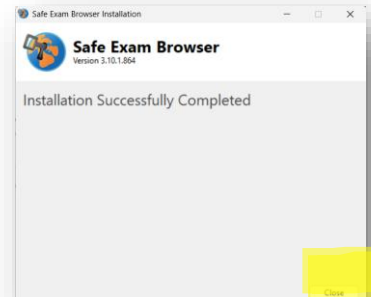
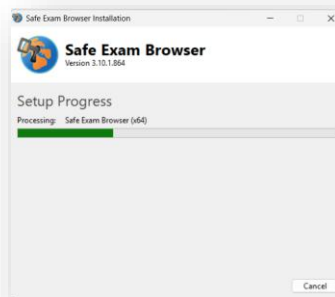
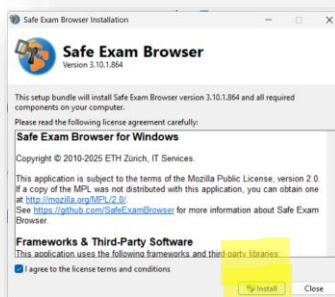
macOS



**Step 4.** After downloading the file

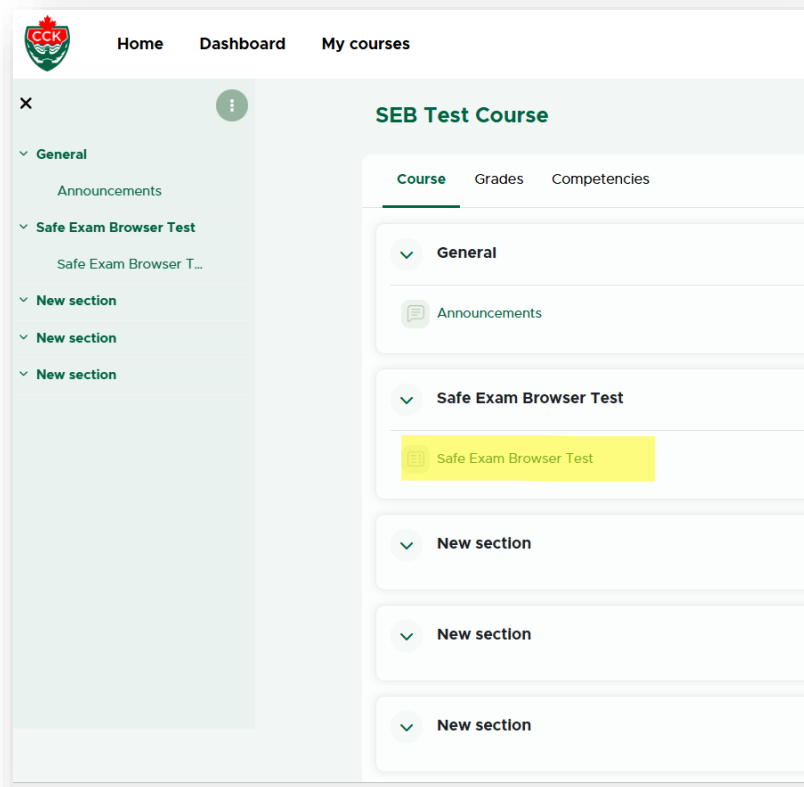


- Double-click the downloaded file **SEB\_ setupBundel.exe**
- Click **Install** → **Close**.
- Wait until the installation is completed as showing in the below 3 steps.

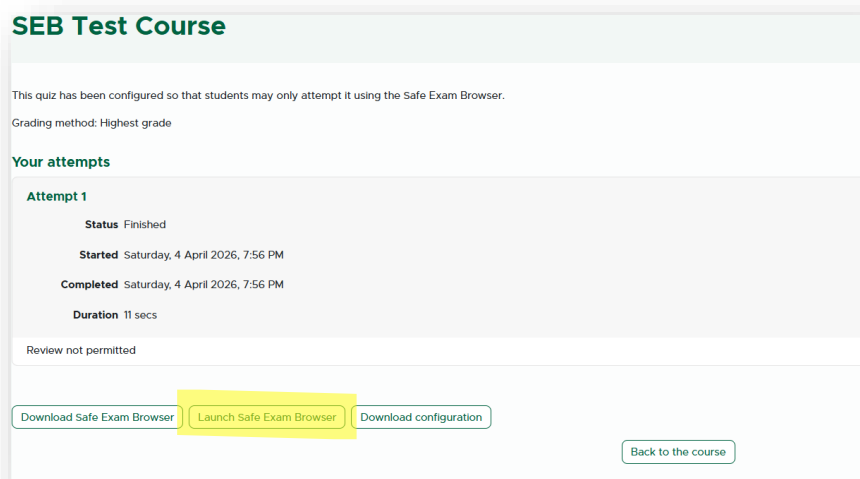


## Step 5 - Start the Test Exam

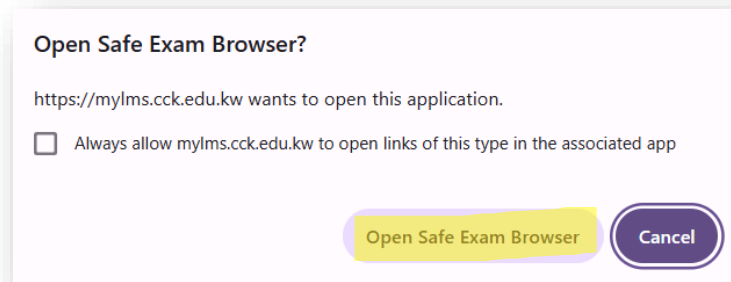
- Click on the following link <https://mylms.cck.edu.kw/course/view.php?id=705>
- Then click on **Safe Exam Browser Test** will open the following page then




## Step 6. Click on the second button **Launch Safe Exam Browser** to open the exam



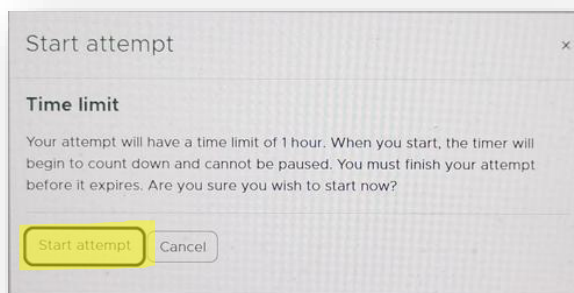
**Step 7.** Then click on **Open Safe Exam Browser** button to start the opening the safe exam browser



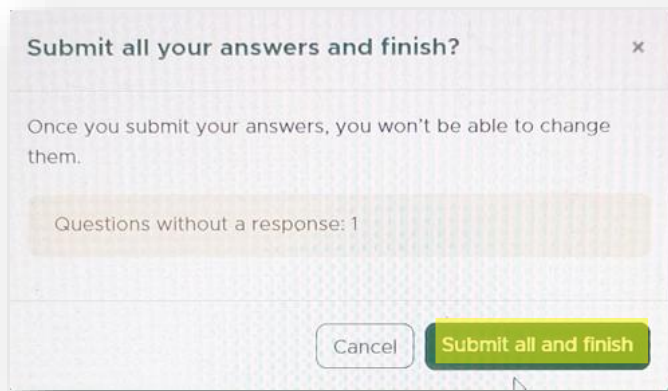
**Step 8.** You need to enter the user name & password from login screen



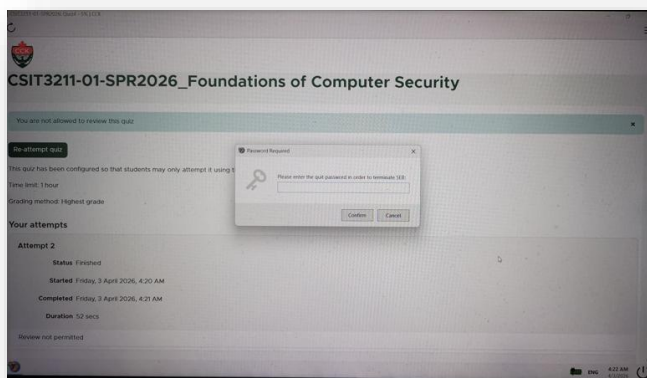
**Step 9.** The system will automatically open the exam inside Safe Exam Browser then press start attempt.



**Step 10.** After completing all questions, click **Submit all & finsih**



**Step 11.** Then from below right screen press on Exit SEB so you need to enter the password is ( **123** ) to exit from the safe browser screen.



**If you encounter any issues while installing or running  
the Safe Exam Browser**

**For any assistance please contact:**

**Email: [Helpdesk@cck.edu.kw](mailto:Helpdesk@cck.edu.kw)**

**Contact Number: 97172718**